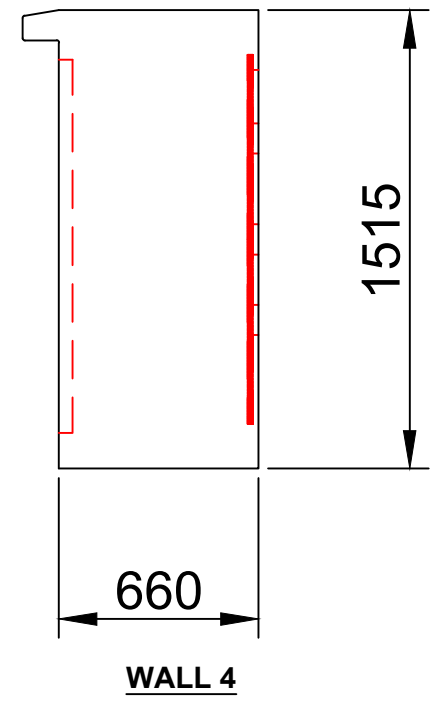
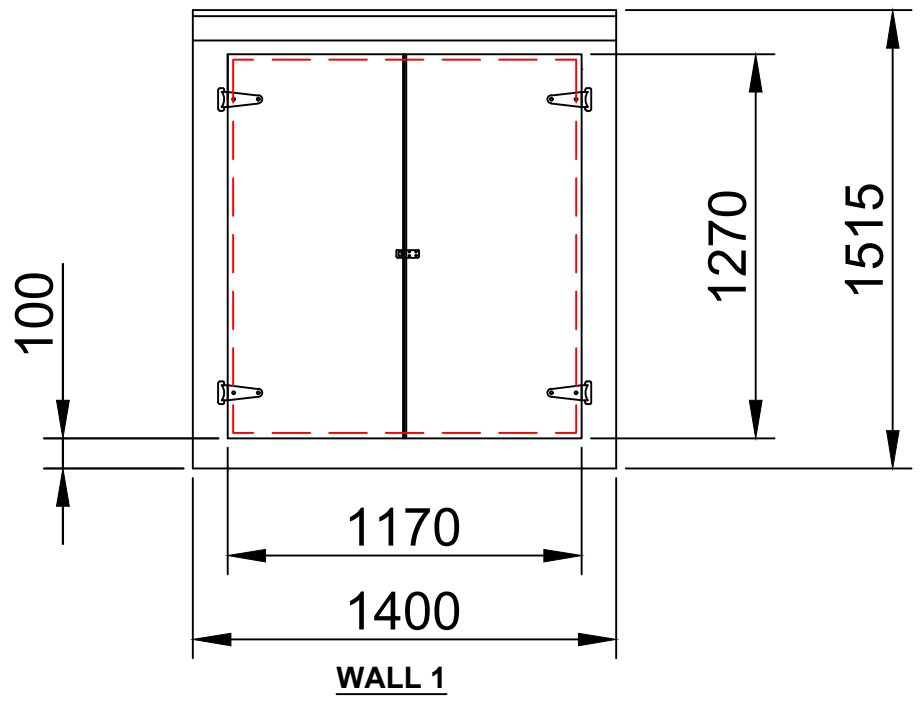
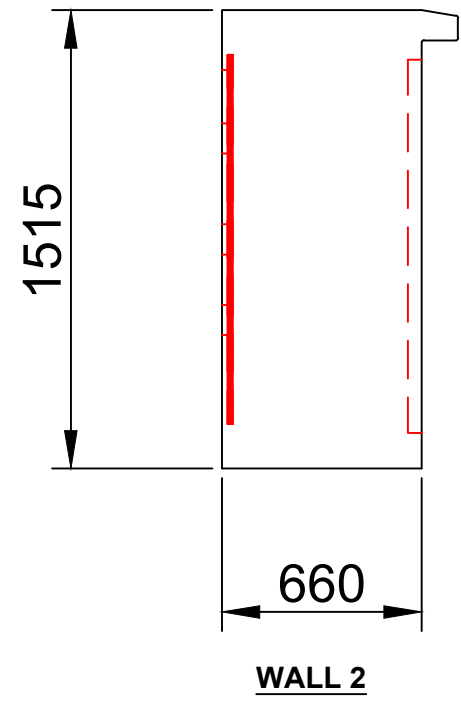


NOTES:
DOUBLE DOOR:
 1no. 11700mm Wide x 1270mm High
 4no. Stainless Steel Hinges
 2no. Stainless Steel Spring Tower Bolts
 1no. Cylinder Night Latch Lock or Hasp & Staple



Company		External Finish: Semi Gloss	Internal Color: White	External Color: T.B.C.
Contact	Andrew Jones	Fire Resistance: BS476 Part 22- 1/2 hr.	Base Flange: 100mm GRP Base Flange	Roof Construction: GRP
Order #	-	Doors: 1no. Double Door 1170mm x 1270mm (H)	Ventilation:	Wall Construction: GRP
DWG #	DT3	Rev	Date	Scale
			10/11/15	N/A